
3.6V 1/2AA ER14250 Li-SoCl₂ Battery (1200mAh)

PKCELL



PKCELL



Typical Applications:

Alarms and security systems, GPS, metering systems, memory back up, tracking system and GSM communication, Aerospace, Defence, Military, Power Management, Portable Devices, Consumer Electronics, Real-time clock, Tracking system, Utility metering, etc

ER14250 Specifications:

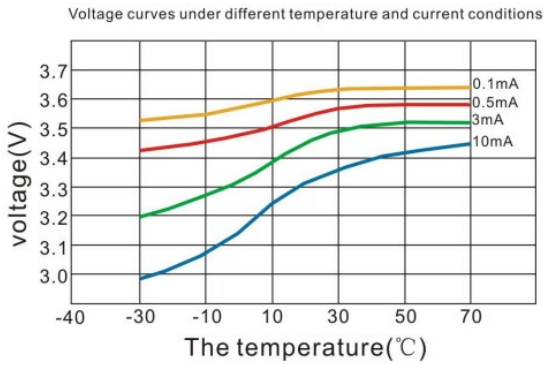
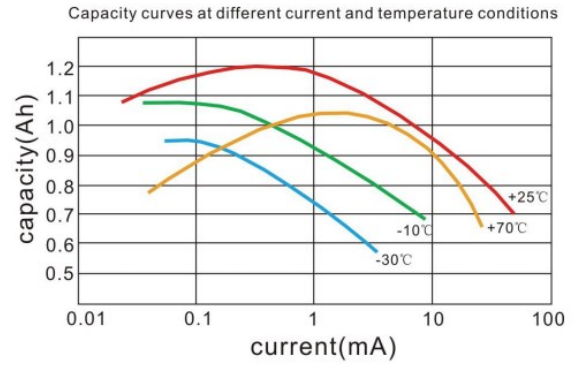
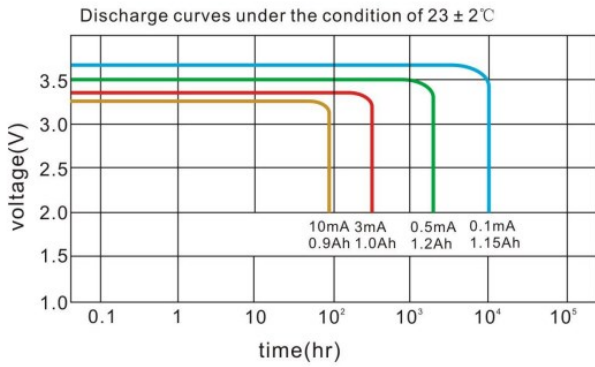
Model name: ER14250	Size: CC, Φ 14.5mm*25.2mm(Max)
Nominal capacity: 1200mAh(1.2Ah)	Nominal voltage: 3.6V
Open circuit voltage:3.66V	Cut-off Voltage: 2.0V
Max Pulse Discharge current: 100mA	Standard Current : 0.5mA
Max Continuous Discharge current: 50mA	Operating temperature range: -55°C to 85°C
Typical weight: 9.3g	Typical Shelf life: 10 years

Available Terminations: 1) Standard terminations 2)Solder tabs 3)Axial Pins 4)or special requirement(wire, connectors, etc)

Features:

- 1) High Energy density, High voltage, stable during most of the application's lifetime
- 2) Wide range of operating temperature
- 3) Long self-discharge rate ($\leq 1\%$ per year during Storage)
- 4) Long storage life (10 years under room temperature)
- 5) Hermetic glass-to-metal sealing
- 6) Non-flammable electrolyte
- 7) Meet IEC86-4 safety standard
- 8) Safe to export MSDS, UN38.3 cert. available

Discharge performance graph



- 4 -

Storage condition:

clean, cool (preferably below +20°C, not exceeding +30°C), dry and ventilated.

Warning:

- 1) These are non rechargeable batteries.
- 2) Fire, explosion and burn hazard.
- 3) Do not recharge, short circuit, crush, disassemble, heat above 100°C incinerate.
- 4) Do not use the battery beyond the permitted temperate range.

Li-SOCl₂(Energy Type)

Model	IEC	Nominal Voltage(V)	Dimensions (mm)	Nominal Capacity (mAh)	Standard Current (mA)	Max Continuous Discharge Current (mA)	Max Pulse Discharge Current (mA)

ER10450	AAA	3.6	10.0×45.0	800	1.00	10	20
ER14250	1/2AA	3.6	14.5×25.0	1200	0.50	50	100
ER14335	2/3AA	3.6	14.5×33.5	1650	0.70	50	100
ER14505	AA	3.6	14.5×50.5	2400	1.00	100	200
ER17335		3.6	17×33.5	2100	1.00	50	200
ER17505		3.6	17×50.5	3400	1.00	100	200
ER18505	A	3.6	18.5×50.5	4000	1.00	100	200
ER26500	C	3.6	26.2×50.5	8500	2.00	200	400
ER34615	D	3.6	34.2×61.5	19000	3.00	200	400
ER9V	9V	10.8	48.8×17.8×7.5	1200	1.00	50	100
ER261020		3.6	26.5×105	16000	3.00	200	400
ER341245		3.6	34×124.5	35000	5.00	400	500

Product

link : <https://www.pkcellpower.com/3-6v-12aa-er14250-li-socl2-battery-1200mah-product/>